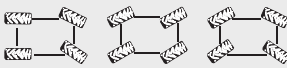


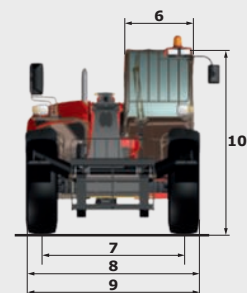
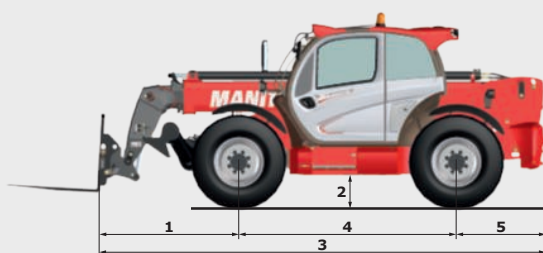
MT1335

TECHNICAL DATA SHEET



MT1335

	MT 1335	MT 1335 H	MT 1335 HA
Lifting			
Max. capacity		3500 kg	
Max. lifting height		12.55 m	
Max. outreach		7.75 m	
Break-out force with bucket		6400 daN	
Unladen time			
Lifting		9.8 secs	
Lowering		8.2 secs	
Extension		14.2 secs	
Retraction		9.7 secs	
Crowd		2.7 secs	
Dump		2.8 secs	
Tyres		400/80-24	
Braking			
Service brake		Oil immersed multi-disc braking on front/rear axles	
Parking brake		Automatic Negative Handbrake	
Engine		PERKINS - STAGE 3B	
Type		854E-34TA	
Cubic capacity		3400 cm ³	
Power		102 HP/75 kW	
Max. torque		420 Nm - 1400 rpm	
Injection		direct	
Cooling		water	
Laden drawbar pull	9800 daN		7800 daN
	torque converter 4 wheel drive		hydrostatic 4 wheel drive
Transmission		electrohydraulic control	
Reversing shift			
Number of gears (forward/reverse)	4/4		3/2
Max. travel speed (may vary according to applicable regulations)	26 km/h		25 km/h
Steering mode		4 wheel steer - 3 Steering Modes	
			
Controls		JSM® Joystick multi - function Load Limiter Cut off system - EN15000 Norm	
Hydraulics		gear type with priority valve - 125 l/min - 270 bar	
Pump			
Capacities			
Hydraulic oil		175 l	
Fuel		120 l	
Unladen weight (with forks)	8800 kg		8900 kg
Dimensions			
1. Front wheel centre to carriage		1.80 m	
2. Ground clearance		0.41 m	
3. Overall length to carriage		4.52 m	
4. Wheelbase		2.88 m	
5. Rear wheel centre to rear face		1.18 m	
6. Overall width of cab		0.88 m	
7. Inside tyre width		1.87 m	
8. Overall width		2.28 m	
9. Overall width (stabilizers lowered)		2.28 m	
10. Overall height		2.42 m	
Standard forks (length x width x thickness)		1200 x 125 x 45 mm	
Turning radius (over tyres)		3.85 m	
Frame levelling		+/- 10°	
Carriage rotation (crowd/dump)		12°/114°	
Noise and vibration			
Noise at driving position (LpA)		82 dB	
Environmental noise (LwA)		106 dB	
Vibration to whole hand/arm		<2.5 m/s ²	
Vibration on driver's body		2 m/s ²	

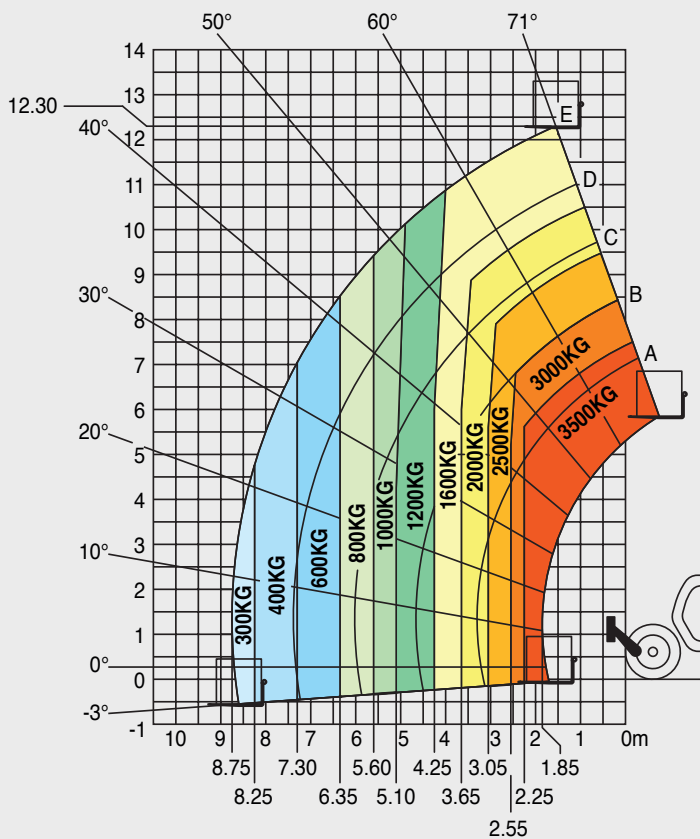


MT1335

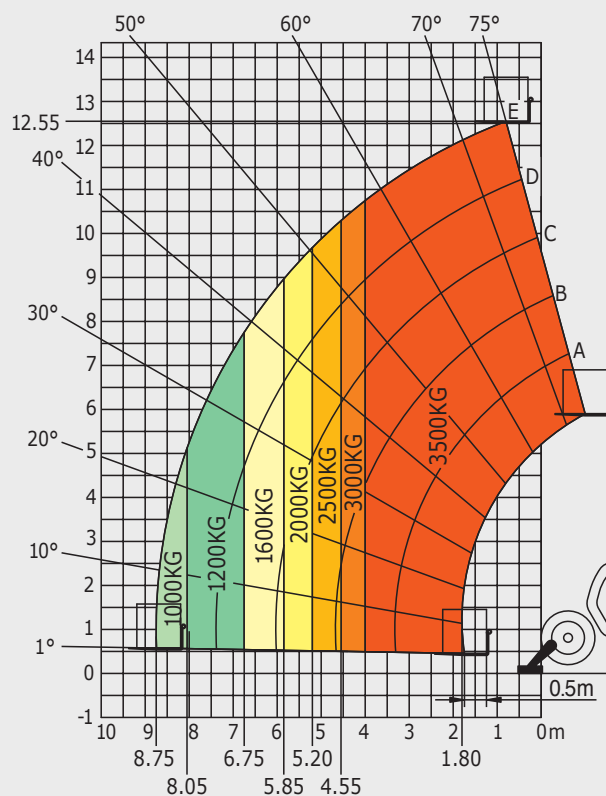
Rough terrain load chart

standard EN1459 annex B

Machine on tyres with forks

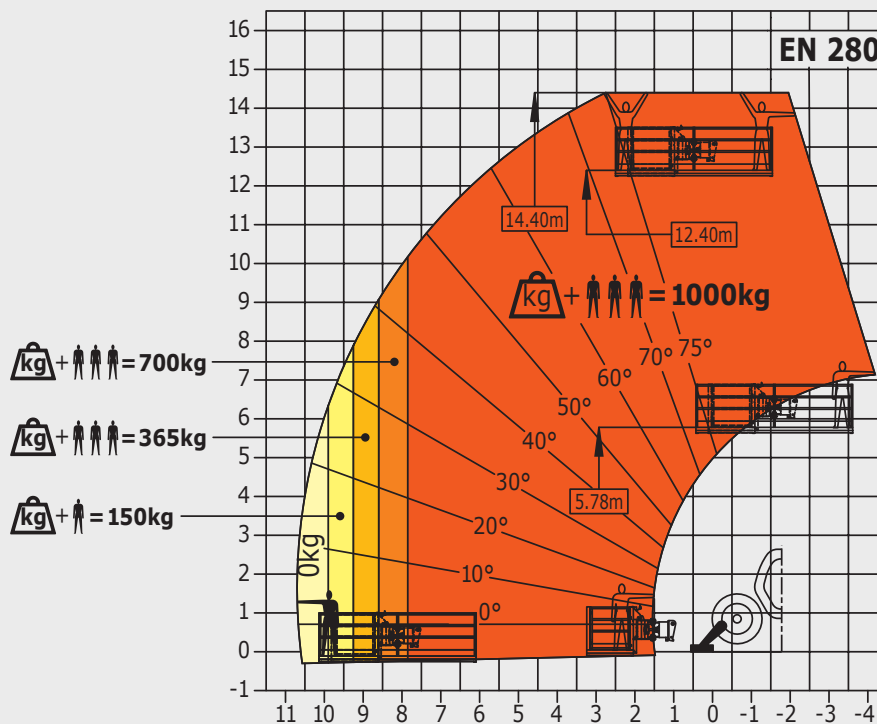


Machine on stabilizers with forks



Machine on stabilizers with platform

(MT 1335 HA versions)



This brochure describes versions and configuration options for Manitou products which may be fitted with different equipment. The equipment described in this brochure may be standard, optional or not available depending on version. Manitou reserves the right to change the specifications shown and described at any time and without prior warning. The manufacturer is not liable for the specifications given. For more information, contact your Manitou dealer. Non-contractual document. Product descriptions may differ from actual products. List of specifications is not comprehensive. The logos and visual identity of the company are the property of Manitou and may not be used without authorisation. All rights reserved. The photos and diagrams contained in this brochure are provided for information only.

MANITOU BF SA - Limited company with board of directors - Share capital: 39,547,824 euros - 857 802 508 RCS Nantes



Your nearest **MANITOU** dealer:



Head office:
B.P. 249 - 430 rue de l'Aubinière - 44158 Ancenis Cedex - France
Tel: 00 33 (0)2 40 09 10 11 - Fax: 00 33 (0)2 40 09 10 97
www.manitou.com