

SPECIFICATION



TRACKED EXCAVATOR | I45XR

Max. operating weight: 14,750 - 18,871kg Max. engine power: 81kW (108hp) Max. bucket capacity: 0.21 - 0.89m³



MINIMUM SWING. MAXIMUM SPACE.

The new JCB 145XR is the latest addition to our highly acclaimed X Series range. Building on the strong reputation of the conventional 140X, our engineering teams have designed the 145XR to deliver you the performance you need, all in a compact design with an ultra-tight slew radius.



MAXIMUM SPACE

The new 145XR features the full-size CommandPlus cab. Equipped with JCB UX it's one of the biggest, most comfortable, quiet and easy to operate cabs on the market.

EXTREME STRENGTH

It's taken extensive hydraulic, electrical and structural development and testing to build a machine that doesn't just look strong, but is strong.

MINIMUM SWING.

The 145XR has a 27% shorter tailswing than the conventional 140X, making it ideal for work in confined urban sites and highways.



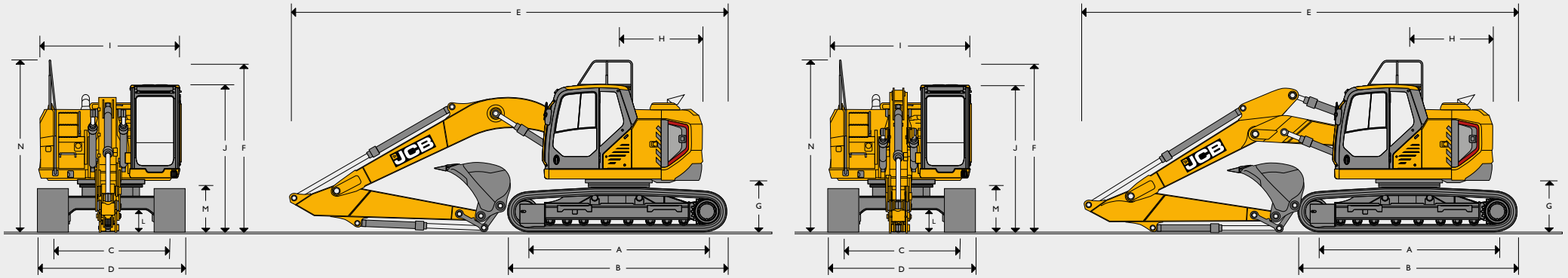
EXTRAORDINARY DETAIL

The 145XR follows the same high quality X Series design ethos and utilises cutting-edge production facilities to bring you not just great excavators, but exceptional ones.

EXCELLENT CONTROL

Premium quality hydraulics deliver precise, efficient control. Customisable electro-proportional controls allow operators to set speed and attachment preferences.

STATIC DIMENSIONS



STATIC DIMENSIONS

Model		145 XR						
Undercarriage variant		LC		HD				
A	Track length on ground	mm	2865				3170	
B	Undercarriage overall length	mm	3590				3967	
C	Track Gauge	mm	1990				2200	
D	Width over tracks (500mm track shoes)	mm	2490				-	
D	Width over tracks (600mm track shoes)	mm	2590				2800	
D	Width over tracks (700mm track shoes)	mm	2690				2900	
D	Width over tracks (800mm track shoes)	mm	-				3000	
D	Width over tracks (850mm track shoes)	mm	2840				-	
D	Width over tracks (900mm track shoes)	mm	-				3100	
G	Counterweight clearance	mm	920				1019	
H	Tail swing radius / Tail length	mm	1565				1565	
I	Overall width of superstructure	mm	2500				2500	
I	Overall width of superstructure (with cab grab handle)	mm	2523				2523	
J	Height over cab	mm	2863				2962	
L	Ground clearance	mm	426				472	
M	Track height	mm	810				897	
N	Overall height of upper structure with standard handrail	mm	3096				3195	
		Monoboomb						
Dipper lengths			2.5m	2.7m	3.0m	2.5m	2.7m	3.0m
E	Transport length	mm	7328	7357	7316	7450	7508	7483
F	Transport height with standard handrail	mm	3096	3096	3190	3195	3195	3195
		T.A.B						
Dipper lengths			2.5m	2.7m	3.0m	2.5m	2.7m	3.0m
E	Transport length	mm	7610	7563	7475	7762	7732	7656
F	Transport height with standard handrail	mm	3096	3096	3135	3195	3195	3195

ENGINE

Model	JCB DieselMAX 448 Stage V
Type	4 Stroke, 4 cylinder in-line, direct injection, turbocharged diesel
Rated power	81kW (109hp)
Piston displacement	4.8 litres
Air filtration	Dry element with secondary safety element and in cab warning indicator
Starting system	24 volt
Batteries	2 x 12 volt
Alternator	28 volt - 100 ampere
Maximum torque	516Nm
Bore & stroke	106mm x 112mm

SWING SYSTEM

Swing motor	Axial piston type
Swing brake	Hydraulic braking plus automatic spring applied disc type parking brake
Swing torque	36kNm
Swing speed	13.2rpm
Swing gear	Large diameter, internally toothed fully sealed great bath lubricated.
Swing lock	Switchable brake in cab

TRACK DRIVE

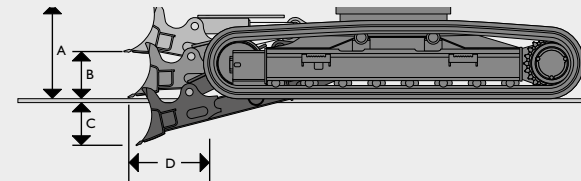
Type	Fully hydrostatic, two speed with autoshift	
Travel motors	Variable swash axial piston type, fully guarded with undercarriage frame	
Final drive	Planetary reduction, bolt-on sprockets	
Service brake	Hydraulic counterbalance valve	
Park brake	Disc-type, spring applied, automatic hydraulic release	
Gradeability	70% (35 degree) continuous	
	LC	HD
Travel speed	High - 5.3 km/h Low - 3.1 km/h	High - 4.3 km/h Low - 2.5 km/h
Tractive effort	127.5 kN	154.3kN

SERVICE CAPACITIES

Engine oil	litres	21
Swing reduction gear	litres	3.2
Track reduction gear	litres	2.1L (Standard) 4L (HD)
Hydraulic tank	litres	74
DEF fluid capacity	litres	18

HYDRAULIC SYSTEM

Pumps	
Main pumps	2 variable displacement axial piston type
Maximum flow	2x131 l/min
Servo pump	Gear type
Servo pump maximum flow	17 l/min
Control valve	
A combined four and five spool control valve with auxiliary service spool as standard	
Relief valve settings	
Boom/Arm/Bucket	314 bar
With power boost	343 bar
Swing circuit	279 bar
Travel circuit	343 bar
Pilot control	40 bar
Filtration	
In tank	105 micron, suction strainer
Main return line	10 micron, glass fibre element
Pilot line	15 micron, glass fibre element
Hydraulic hammer return	10 micron, glass fibre element

OPTIONAL BLADE

A	Blade Height	mm	847
B	Blade lift above ground	mm	990
C	Blade cut below ground	mm	516
D	Blade forward of track	mm	418
	Dozer width - (500mm)	mm	2490
	Dozer width - (600mm)	mm	2610
	Dozer width - (700mm)	mm	2710

Additional machine weight with blade

500mm tracks	kg	796
600mm tracks	kg	904
700mm tracks	kg	911

SOUND LEVEL

Sound level in cab according to ISO 6396	68 dB LpA
External sound level according to ISO 6395 and EU Directive 2000/14/EC	101 dB LwA

BUCKET AND ARM COMBINATION - MONOBOOM

Bucket options		GP Bucket						HD Bucket					
Bucket width	mm	457	610	762	915	1067	1219	600	700	800	1000	1200	1300
Bucket capacity	m ³	0.23	0.3	0.42	0.54	0.66	0.78	0.35	0.42	0.5	0.66	0.81	0.89
Bucket weight	kg	284	308	346	394	442	478	336	364	402	455	520	547
		980/A0401	980/A0402	980/A0403	980/B0082	980/A0408	980/A0406	980/A9188	980/A9189	980/A9190	980/A9191	980/A9192	980/A9193
LC													
2.5m Quickhitch (No Quickhitch)		□ (□)	□ (□)	□ (□)	□ (□)	□ (□)	□ (□)	□ (□)	□ (□)	□ (□)	□ (□)	□ (□)	□ (■)
2.7m Quickhitch (No Quickhitch)		□ (□)	□ (□)	□ (□)	□ (□)	□ (□)	□ (□)	□ (□)	□ (□)	□ (□)	□ (□)	□ (□)	□ (■)
3.0m Quickhitch (No Quickhitch)		□ (□)	□ (□)	□ (□)	□ (□)	□ (■)	□ (●)	□ (□)	□ (□)	□ (□)	□ (■)	□ (●)	■ (●)
LC Dozer													
2.5m Quickhitch (No Quickhitch)		□ (□)	□ (□)	□ (□)	□ (□)	□ (□)	□ (□)	□ (□)	□ (□)	□ (□)	□ (□)	□ (■)	□ (■)
2.7m Quickhitch (No Quickhitch)		□ (□)	□ (□)	□ (□)	□ (□)	□ (□)	□ (□)	□ (□)	□ (□)	□ (□)	□ (□)	□ (■)	□ (■)
3.0m Quickhitch (No Quickhitch)		□ (□)	□ (□)	□ (□)	□ (□)	□ (■)	□ (●)	□ (□)	□ (□)	□ (□)	□ (■)	□ (●)	■ (●)
HD													
2.5m Quickhitch (No Quickhitch)		□ (□)	□ (□)	□ (□)	□ (□)	□ (□)	□ (□)	□ (□)	□ (□)	□ (□)	□ (□)	□ (□)	□ (□)
2.7m Quickhitch (No Quickhitch)		□ (□)	□ (□)	□ (□)	□ (□)	□ (□)	□ (□)	□ (□)	□ (□)	□ (□)	□ (□)	□ (□)	□ (□)
3.0m Quickhitch (No Quickhitch)		□ (□)	□ (□)	□ (□)	□ (□)	□ (□)	□ (□)	□ (□)	□ (□)	□ (□)	□ (□)	□ (■)	■ (■)

BUCKET AND ARM COMBINATION - T.A.B

Bucket options		GP Bucket						HD Bucket					
Bucket width	mm	457	610	762	915	1067	1219	600	700	800	1000	1200	1300
Bucket capacity	m ³	0.23	0.3	0.42	0.54	0.66	0.78	0.35	0.42	0.5	0.66	0.81	0.89
Bucket weight	kg	284	308	346	394	442	478	336	364	402	455	520	547
		980/A0401	980/A0402	980/A0403	980/B0082	980/A0408	980/A0406	980/A9188	980/A9189	980/A9190	980/A9191	980/A9192	980/A9193
LC													
2.5m Quickhitch (No Quickhitch)		□ (□)	□ (□)	□ (□)	□ (□)	□ (■)	□ (●)	□ (□)	□ (□)	□ (□)	□ (■)	■ (●)	■ (●)
2.7m Quickhitch (No Quickhitch)		□ (□)	□ (□)	□ (□)	□ (□)	□ (■)	□ (●)	□ (□)	□ (□)	□ (□)	□ (■)	□ (●)	■ (●)
3.0m Quickhitch (No Quickhitch)		□ (□)	□ (□)	□ (□)	□ (□)	■ (●)	● (●)	□ (□)	□ (□)	□ (□)	■ (●)	● (●)	● (●)
LC Dozer													
2.5m Quickhitch (No Quickhitch)		□ (□)	□ (□)	□ (□)	□ (□)	□ (■)	□ (●)	□ (□)	□ (□)	□ (□)	□ (■)	■ (●)	■ (●)
2.7m Quickhitch (No Quickhitch)		□ (□)	□ (□)	□ (□)	□ (□)	□ (■)	□ (●)	□ (□)	□ (□)	□ (□)	□ (■)	□ (●)	■ (●)
3.0m Quickhitch (No Quickhitch)		□ (□)	□ (□)	□ (□)	□ (□)	■ (■)	● (●)	□ (□)	□ (□)	□ (□)	■ (●)	● (●)	● (●)
HD													
2.5m Quickhitch (No Quickhitch)		□ (□)	□ (□)	□ (□)	□ (□)	□ (□)	□ (□)	□ (□)	□ (□)	□ (□)	□ (□)	■ (■)	■ (■)
2.7m Quickhitch (No Quickhitch)		□ (□)	□ (□)	□ (□)	□ (□)	□ (□)	□ (□)	□ (□)	□ (□)	□ (□)	□ (□)	□ (■)	■ (■)
3.0m Quickhitch (No Quickhitch)		□ (□)	□ (□)	□ (□)	□ (□)	■ (■)	● (●)	□ (□)	□ (□)	□ (□)	■ (■)	● (●)	● (●)

- = Suitable for general excavating materials up to 2000kg/m³.
- = Suitable for grading and loading materials up to 1600kg/m³.
- = Suitable for light excavating materials up to 1200kg/m³.

These recommendations are given as a guide based on typical operating conditions.
Please contact your distributor for the correct selection of buckets and attachments to suit the application.

UNDERCARRIAGE

Construction	Fully welded 'X' frame type with central belly guarding and sloping side members with dirt relief holes under top rollers					
Recovery point	Front and rear					
Upper and lower rollers	Heat treated, sealed and lubricated					
Track adjustment	Grease cylinder type					
Track idler	Sealed and lubricated, with spring cushioned recoil					
Track type	Sealed and lubricated					
Track shoe options	500mm	600mm	700mm	800mm	850mm	900mm
	LC	LC	LC		LC	
		HD	HD	HD		HD
	LC			HD		
No. of upper rollers	2			2		
No. of lower rollers	7			7		
No. of track guides (option)	1 or 2			1 or 2		
No. of track shoes	44			43		

WEIGHTS AND GROUND BEARING PRESSURES

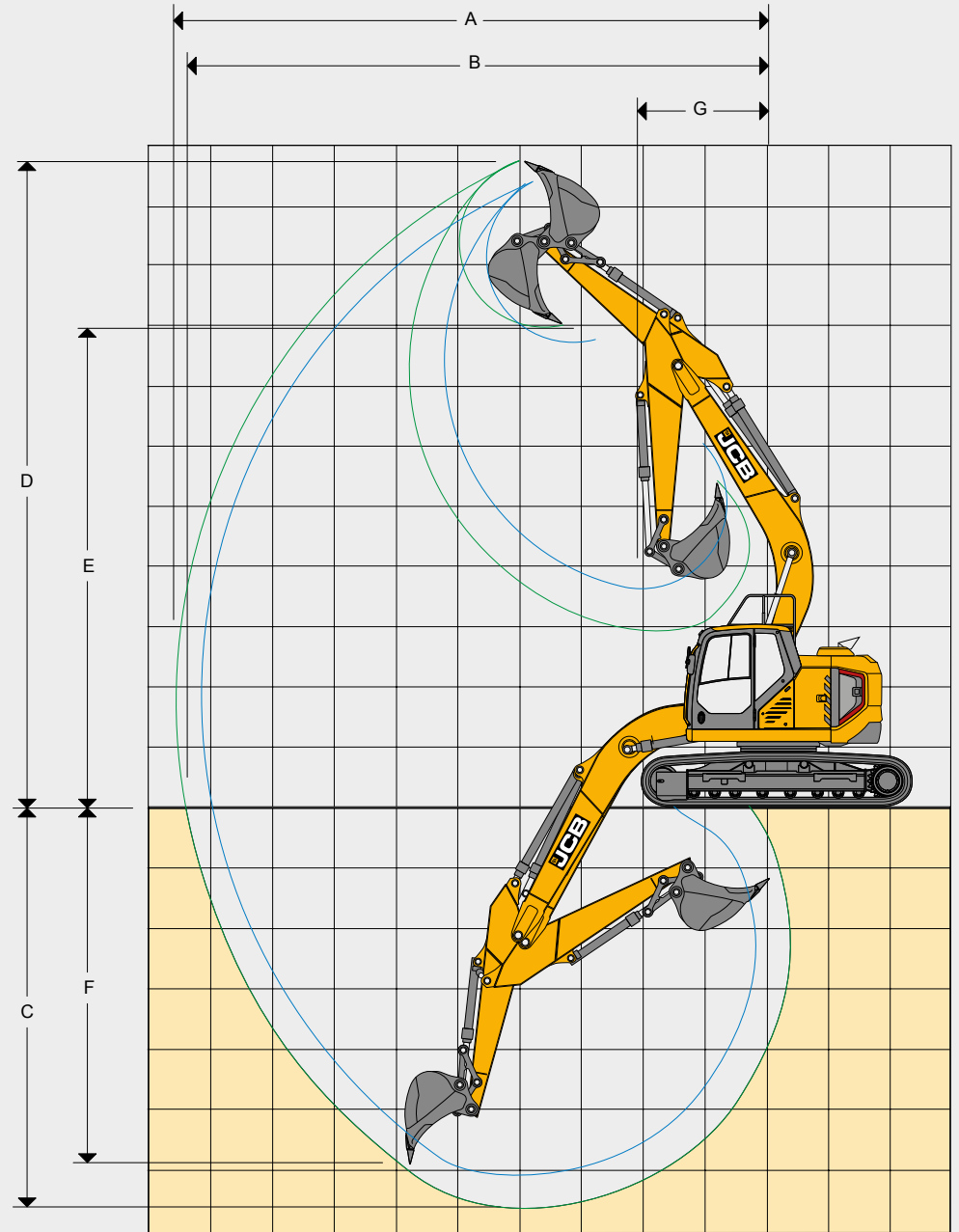
0.59m ³ bucket 442kg, operator 75kg, full fuel tank and 3.0m dipper, quarry handrail & ROPS/FOPS Guards							
Track Shoe options							
	500mm	600mm	700mm	800mm	850mm	900mm	
LC MonoBoom							
Machine weight	kg	15643	15847	16048	-	16366	-
Ground bearing pressure	kg/cm ²	0.55	0.46	0.4	-	0.34	-
LC T.A.B.							
Machine weight	kg	16142	16346	16547	-	16885	-
Ground bearing pressure	kg/cm ²	0.56	0.48	0.41	-	0.35	-
LC MonoBoom							
Machine weight	kg	-	17645	17880	18136	-	18372
Ground bearing pressure	kg/cm ²	-	0.46	0.4	0.36	-	0.32
HD T.A.B.							
Machine weight	kg	-	18144	18379	18635	-	18871
Ground bearing pressure	kg/cm ²	-	0.48	0.41	0.37	-	0.33
LC Monoboam Dozer							
Machine weight	kg	16438	16851	16859	-	-	-
Ground bearing pressure	kg/cm ²	0.57	0.49	0.42	-	-	-
LC T.A.B. Dozer							
Machine weight	kg	16938	17151	17359	-	-	-
Ground bearing pressure	kg/cm ²	0.59	0.5	0.43	-	-	-

WORKING RANGE **I45XR LC MONO**

Dipper length:		2.5m	2.7m	3.0m	
A	Maximum digging reach	mm	8345	8524	8801
B	Maximum digging reach (on ground)	mm	8202	8384	8666
C	Maximum digging depth	mm	5574	5773	6072
D	Maximum digging height	mm	9152	9273	9473
E	Maximum dumping height	mm	6674	6796	6997
F	Maximum vertical wall cut depth	mm	5108	5306	5602
G	Minimum swing radius	mm	2080	2381	2441
	Bucket rotation	degrees	182	182	182
	Maximum dipper tearout	kN	64.6 kN	63.2 kN	58.7 kN
	Maximum bucket tearout	kN	104.5 kN	104.5 kN	104.5 kN

WORKING RANGE **I45XR HD MONO**

Dipper length:		2.5m	2.7m	3.0m	
A	Maximum digging reach	mm	8345	8524	8801
B	Maximum digging reach (on ground)	mm	8183	8365	8647
C	Maximum digging depth	mm	5475	5674	5973
D	Maximum digging height	mm	9251	9372	9572
E	Maximum dumping height	mm	6773	6895	7096
F	Maximum vertical wall cut depth	mm	5009	5207	5503
G	Minimum swing radius	mm	2080	2381	2441
	Bucket rotation	degrees	182	182	182
	Maximum dipper tearout	kN	64.6 kN	63.2 kN	58.7 kN
	Maximum bucket tearout	kN	104.5 kN	104.5 kN	104.5 kN

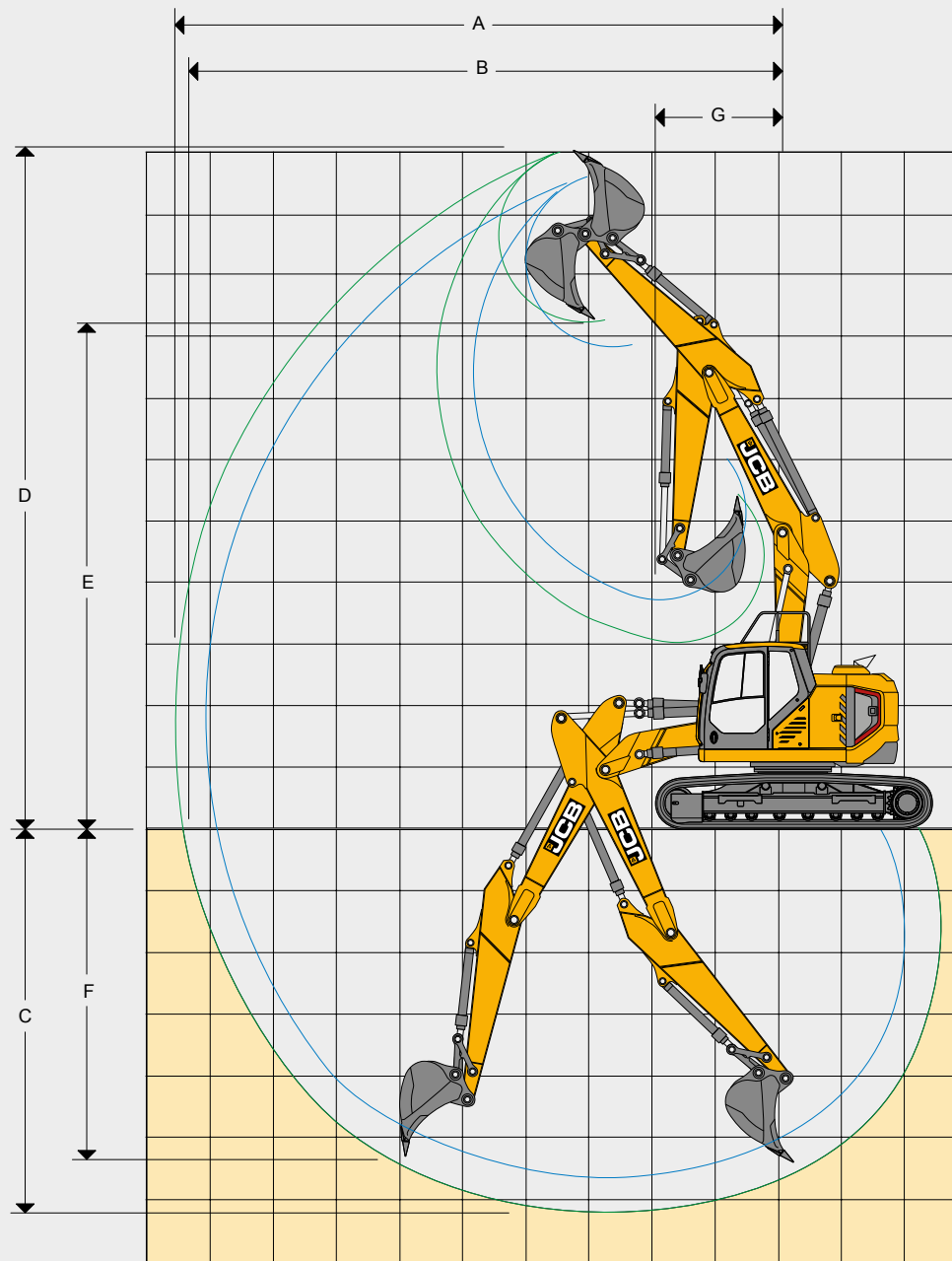


WORKING RANGE **I45XR LC TAB**

Dipper length:		2.5m	2.7m	3.0m	
A	Maximum digging reach	mm	8755	8943	9230
B	Maximum digging reach (on ground)	mm	8619	8809	9101
C	Maximum digging depth	mm	5676	5868	6167
D	Maximum digging height	mm	9675	9820	10052
E	Maximum dumping height	mm	7180	7325	7557
F	Maximum vertical wall cut depth	mm	5210	5400	5697
G	Minimum swing radius	mm	2607	2920	3023
	Bucket rotation	degrees	182	182	182
	Maximum dipper tearout	kN	64.6 kN	63.2 kN	58.7 kN
	Maximum bucket tearout	kN	104.5 kN	104.5 kN	104.5 kN

WORKING RANGE **I45XR HD TAB**

Dipper length:		2.5m	2.7m	3.0m	
A	Maximum digging reach	mm	8755	8943	9230
B	Maximum digging reach (on ground)	mm	8601	8791	9084
C	Maximum digging depth	mm	5577	5769	6068
D	Maximum digging height	mm	9774	9919	10151
E	Maximum dumping height	mm	7279	7424	7656
F	Maximum vertical wall cut depth	mm	5111	5301	5598
G	Minimum swing radius	mm	2607	2920	3023
	Bucket rotation	degrees	182	182	182
	Maximum dipper tearout	kN	64.6 kN	63.2 kN	58.7 kN
	Maximum bucket tearout	kN	104.5 kN	104.5 kN	104.5 kN



STANDARD/OPTIONAL EQUIPMENT

ENGINE

JCB, Stage V compliant, SCR, watercooled diesel turbocharged after cooled electronic 4 cylinder 4.8 litre engine	•
One touch idle	•
Auto-Idle function	•
Automatic engine shutdown	•
Heavy duty batteries	•
Fuel filter with sedimenter	•
Electronic engine control	•
Fuel cooler	•
Refuelling pump	+
In-line filter for refuelling pump	+

SAFETY

Side guard rails on upper structure and steps	•
Rear and side camera	•
Battery isolator	•
Keyless startup	•
Lockable fuel tank cap	•
Lockable hydraulic tank cap	•
LED Worklights (2 revolving frame, 2 boom mounted)	•
Additional LED lights option - upgrade pack	+
ROPS CABIN	•
FOPS Level 2 guard - top and front	+
Travel alarm	+
White noise alarm	+
Green beacon linked to seat belt	+
Fire extinguisher (1kg powder)	+
Vandal guards	+
Rotating roof beacon	+
360 degree camera system integrated in display	+
Full upper structure handrails (boxing ring)	+
High visibility handrails	+
Arm limiter	+
2x counterweight beacons	+

CAB & INTERIOR

Sound-insulated and 4 dual shock mounted cab	•
Opening front window and removable lower front window	•
Upper door sliding glass	•
Upper windscreen wiper	•
Dual front wiper	+
4 button joysticks with customisable hotkeys	•
Proportional control joysticks	+
Operator profile customisation	•
Travel pedals and T handle levers	•
2 foot rests	•
Immobiliser	•
Standard cab filtration	•
Carbon air filter	+
Dual tone horn	•
Interior cab light	•
2x 12v sockets	•
10" touchscreen display	•
Retractable seat belt	•
3" hi vis seat belt	+
Fixed roof glass	•
Storage box, Cup holder, Coat hook, handbook stowage netting	•
Premium Cab Upgrade: Coolbox cooling/heating function, right hand armrest rubber lining, additional rear stowage net, coat stay	+
Climate Control	•
Front blind	•
Roof blind	•
Side blind	+
Rear blind	+
Bluetooth radio	•
DAB radio	+
Deluxe seat: Heated, adjustable air suspension seat with adjustable headrest and mechanical lumbar support	•
Super deluxe seat: Heated and air ventilation, adjustable seat with adjustable head rest and electric lumbar support	+
Rain guard visor	+

UNDERCARRIAGE

	LC	HD
Greased and sealed track links	•	•
500, 600, 700, 850mm triple grouser shoe	+	-
600, 700, 800, 900mm triple grouser shoe	-	+
500mm pre-drilled track plates	+	-
600mm pre-drilled track plates	+	-
500mm rubber plads	+	-
Dozer blade	+	-
Twin track guards	+	+

HYDRAULIC SYSTEM

Boom and arm flow regeneration	•
One touch power boost	•
Cushion control	•
Cylinder cushioning and contamination seals	•
2 speed track motors	•
Oil cooler	•
10 attachments through display	•
High, merged, medium and low flow options (shut off taps standard)	+
Advanced tool select to control flow and pressure	+
Cold and hot climate and Panolin oils	+
Quickhitch steel pipework	+
Hydraulic quickhitch	+
ISO/SAE changeover	+
SAE to BSP converters on high flow auxiliary pipework	+
Quick release couplings	+
Hose burst check valves (boom, arm and bucket)	+
Auxiliary vent to tank	+
Attachment case drain	+

DIG END

Grouped greasing	•
Dippers 2.5m, 2.7m, 3.0m	+
Lifting lug tipping link	+
Lifting sprung hook tipping link	+
Bucket ram guard	+
Triple articulated boom	+
Boom light guards	+

OTHER














Wide core radiator	•
Livelink telematics	•
Tool kit	•
HD undercovers and belly plates	+
HD slew bearing seal	+
Service bay lighting	+

STANDARD •

OPTIONAL +











LIFT CAPACITIES - DIPPER LENGTH 2.5M, MONOBOOM, TRACKSHOES, 500MM, NO BUCKET

I45XR LC MONO

Reach	1.5m		3m		4.5m		6m		7.5m		Capacity at Max. Reach			
														
Load Point Height	kg	kg	kg	kg	kg	kg	kg	kg	kg	kg	kg	kg	kg	mm
7.5m												2825*	2825*	3765
6m					3601*	3601*						2259*	2259*	5489
4.5m					3887*	3887*	3475*	2455				2088*	2088*	6437
3m			6519*	6519*	4786*	3680	3491	2375				2069*	1872	6942
1.5m			7693*	6105	5192	3410	3370	2263				2163*	1759	7098
0m			6743*	5782	4978	3219	3271	2171				2393*	1781	6930
-1.5m	4865*	4865*	9760	5744	4898	3147	3236	2139				2867*	1969	6411
-3m	8839*	8839*	8960*	5852	4948	3191						3777	2495	5442
-4.5m														














LIFT CAPACITIES - DIPPER LENGTH 2.5M, MONOBOOM, TRACKSHOES, 700MM, NO BUCKET

I45XR LC MONO

Reach	1.5m		3m		4.5m		6m		7.5m		Capacity at Max. Reach			
														
Load Point Height	kg	kg	kg	kg	kg	kg	kg	kg	kg	kg	kg	kg	kg	mm
7.5m												2825*	2825*	3765
6m					3601*	3601*						2259*	2259*	5489
4.5m					3887*	3887*	3475*	2518				2088*	2088*	6437
3m			6519*	6519*	4786*	3770	3587	2438				2069*	1924	6942
1.5m			7693*	6266	5335	3500	3466	2326				2163*	1810	7098
0m			6743*	5943	5122	3310	3367	2234				2393*	1834	6930
-1.5m	4865*	4865*	10038	5905	5041	3238	3332	2202				2867*	2027	6411
-3m	8839*	8839*	8960*	6013	5090	3282						3886	2566	5442
-4.5m														

LIFT CAPACITIES - DIPPER LENGTH 2.7M, MONOBOOM, TRACKSHOES, 500MM, NO BUCKET

I45XR LC MONO

Reach	1.5m		3m		4.5m		6m		7.5m		Capacity at Max. Reach			
														
Load Point Height	kg	kg	kg	kg	kg	kg	kg	kg	kg	kg	kg	kg	kg	mm
7.5m												2876*	2876*	4096
6m					3376*	3376*						2364*	2364*	5719
4.5m					3690*	3690*	3604	2479				2203*	2075	6634
3m			6096*	6096*	4600*	3714	3510	2392				2190*	1804	7125
1.5m			8990*	6178	5219	3433	3381	2272				2290*	1697	7277
0m			6924*	5789	4987	3225	3273	2172				2527*	1714	7113
-1.5m	4617*	4617*	9730	5717	4889	3137	3225	2128				2833	1882	6609
-3m	8303*	8303*	9203*	5807	4920	3166						3451	2341	5674
-4.5m			6488*	6092								5069*	4299	3774

LIFT CAPACITIES - DIPPER LENGTH 2.7M, MONOBOOM, TRACKSHOES, 700MM, NO BUCKET

I45XR LC MONO

Reach	1.5m		3m		4.5m		6m		7.5m		Capacity at Max. Reach			
Load Point Height	kg	kg	kg	kg	kg	kg	kg	kg	kg	kg	kg	kg	mm	
7.5m												2876*	2876*	4096
6m					3376*	3376*						2364*	2364*	5719
4.5m					3690*	3690*	3649*	2542				2203*	2131	6634
3m			6096*	6096*	4600*	3805	3606	2455				2190*	1855	7125
1.5m			8990*	6339	5362	3523	3477	2335				2290*	1747	7277
0m			6924*	5950	5130	3316	3368	2235				2527*	1766	7113
-1.5m	4617*	4617*	9738*	5878	5031	3228	3321	2191				2918	1938	6609
-3m	8303*	8303*	9203*	5968	5063	3256						3644	2409	5674
-4.5m			6488*	6252								5069*	4414	3774

LIFT CAPACITIES - DIPPER LENGTH 3.0M, MONOBOOM, TRACKSHOES, 500MM, NO BUCKET

I45XR LC MONO

Reach	1.5m		3m		4.5m		6m		7.5m		Capacity at Max. Reach			
Load Point Height	kg	kg	kg	kg	kg	kg	kg	kg	kg	kg	kg	kg	mm	
7.5m					2621*	2621*						2445*	2445*	4574
6m					3023*	3023*	2265*	2265*				2061*	2061*	6068
4.5m					3364*	3364*	3426*	2494				1932*	1925	6937
3m			5430*	5430*	4285*	3747	3518	2396				1923*	1684	7407
1.5m			8420*	6272	5242	3448	3377	2266	2261*	1604		2008*	1586	7553
0m			7418*	5786	4980	3214	3255	2152				2205*	1597	7395
-1.5m	4373*	4373*	9359*	5658	4854	3102	3190	2092				2592*	1737	6913
-3m	7508*	7508*	9485*	5718	4860	3107	3226	2126				3208	2116	6026
-4.5m			7232*	5959								4519*	3286	4498









LIFT CAPACITIES - DIPPER LENGTH 3.0M, MONOBOOM, TRACKSHOES, 700MM, NO BUCKET

I45XR LC MONO

Reach	1.5m		3m		4.5m		6m		7.5m		Capacity at Max. Reach			
Load Point Height	kg	kg	kg	kg	kg	kg	kg	kg	kg	kg	kg	kg	mm	
7.5m					2621*	2621*						2445*	2445*	4574
6m					3023*	3023*	2265*	2265*				2061*	2061*	6068
4.5m					3364*	3364*	3426*	2558				1932*	1932*	6937
3m			5430*	5430*	4285*	3838	3614	2460				1923*	1733	7407
1.5m			8420*	6434	5384	3539	3473	2330	2261*	1653		2008*	1634	7553
0m			7418*	5946	5122	3305	3351	2216				2205*	1646	7395
-1.5m	4373*	4373*	9359*	5819	4996	3193	3286	2156				2592*	1790	6913
-3m	7508*	7508*	9485*	5878	5003	3198	3322	2189				3304	2178	6026
-4.5m			7232*	6119								4519*	3377	4498






LIFT CAPACITIES - DIPPER LENGTH 2.7M, MONOBOOM, TRACKSHOES, 900MM, NO BUCKET

I45XR HD MONO

Reach	1.5m		3m		4.5m		6m		7.5m		Capacity at Max. Reach			
														
Load Point Height	kg	kg	kg	kg	kg	kg	kg	kg	kg	kg	kg	kg	kg	mm
7.5m												2831*	2831*	4206
6m					3373*	3373*						2351*	2351*	5778
4.5m					3724*	3724*	3695*	3212				2200*	2200*	6668
3m			6249*	6249*	4656*	4656*	4043*	3120				2192*	2192*	7140
1.5m			8769*	8298	5777*	4517	4538*	2998				2298*	2264	7276
0m			6996*	6996*	6580*	4309	4555	2897				2543*	2305	7096
-1.5m	4779*	4779*	9954*	7846	6787*	4224	4509	2856				3036*	2542	6573
-3m	8530*	8530*	9118*	7949	6201*	4260						4181*	3178	5612
-4.5m														














LIFT CAPACITIES - DIPPER LENGTH 3.0M, MONOBOOM, TRACKSHOES, 700MM, NO BUCKET

I45XR HD MONO

Reach	1.5m		3m		4.5m		6m		7.5m		Capacity at Max. Reach			
														
Load Point Height	kg	kg	kg	kg	kg	kg	kg	kg	kg	kg	kg	kg	kg	mm
7.5m					2788*	2788*						2413*	2413*	462
6m					3024*	3024*	2398*	2398*				2050*	2050*	6124
4.5m					3398*	3398*	3445*	3192				1929*	1929*	6969
3m			5579*	5579*	4341*	4341*	3832*	3089				1925*	1925*	7422
1.5m			8546*	8299	5512*	4481	4366*	2955	2267*	2122		2015*	2015*	7553
0m			7436*	7436*	6413*	4245	4481	2841				2219*	2131	7379
-1.5m	4511*	4511*	9530*	7688	6749*	4135	4417	2784				2619*	2328	6879
-3m	7698*	7698*	9414*	7759	6356*	4147						3499*	2844	5967
-4.5m			7050*	7050*								4512*	4489	4393














LIFT CAPACITIES - DIPPER LENGTH 3.0M, MONOBOOM, TRACKSHOES, 900MM, NO BUCKET

I45XR HD MONO

Reach	1.5m		3m		4.5m		6m		7.5m		Capacity at Max. Reach			
														
Load Point Height	kg	kg	kg	kg	kg	kg	kg	kg	kg	kg	kg	kg	kg	mm
7.5m					2788*	2788*						2413*	2413*	4672
6m					3024*	3024*	2398*	2398*				2050*	2050*	6124
4.5m					3398*	3398*	3445*	3228				1929*	1929*	6969
3m			5579*	5579*	4341*	4341*	3832*	3125				1925*	1925*	7422
1.5m			8546*	8395	5512*	4533	4366*	2992	2267*	2150		2015*	2015*	7553
0m			7436*	7436*	6413*	4298	4537	2878				2219*	2159	7379
-1.5m	4511*	4511*	9530*	7783	6749*	4188	4474	2820				2619*	2359	6879
-3m	7698*	7698*	9414*	7855	6356*	4200						3499*	2881	5967
-4.5m			7050*	7050*								4512*	4512*	4393














LIFT CAPACITIES - DIPPER LENGTH 2.5M, MONOBOOM, TRACKSHOES, 500MM, NO BUCKET

I45XR LC DOZER MONO

Reach	1.5m		3m		4.5m		6m		7.5m		Capacity at Max. Reach			
														
Load Point Height	kg	kg	kg	kg	kg	kg	kg	kg	kg	kg	kg	kg	kg	mm
7.5m												2824*	2824*	3766
6m					3601*	3601*						2258*	2258*	5489
4.5m					3887*	3887*	3475*	2581				2088*	2088*	6438
3m			6518*	6518*	4786*	3861	3484	2502				2069*	1978	6942
1.5m			7692*	6427	5181	3591	3363	2389				2163*	1862	7098
0m			6744*	6104	4968	3400	3264	2297				2393*	1887	6930
-1.5m	4865*	4865*	9739	6066	4887	3328	3229	2265				2866*	2085	6411
-3m	8839*	8839*	8960*	6174	4937	3373						3768	2637	5442
-4.5m														














LIFT CAPACITIES - DIPPER LENGTH 2.5M, MONOBOOM, TRACKSHOES, 700MM, NO BUCKET

I45XR LC DOZER MONO

Reach	1.5m		3m		4.5m		6m		7.5m		Capacity at Max. Reach			
														
Load Point Height	kg	kg	kg	kg	kg	kg	kg	kg	kg	kg	kg	kg	kg	mm
7.5m												2824*	2824*	3766
6m					3601*	3601*						2258*	2258*	5489
4.5m					3887*	3887*	3475*	2644				2088*	2088*	6438
3m			6518*	6518*	4786*	3951	3565	2564				2069*	2031	6942
1.5m			7692*	6587	5302	3681	3444	2452				2163*	1913	7098
0m			6744*	6264	5089	3491	3345	2360				2393*	1940	6930
-1.5m	4865*	4865*	9974	6226	5008	3419	3310	2328				2866*	2143	6411
-3m	8839*	8839*	8960*	6334	5058	3463						3861	2708	5442
-4.5m														

LIFT CAPACITIES - DIPPER LENGTH 2.7M, MONOBOOM, TRACKSHOES, 500MM, NO BUCKET

I45XR LC DOZER MONO

Reach	1.5m		3m		4.5m		6m		7.5m		Capacity at Max. Reach			
														
Load Point Height	kg	kg	kg	kg	kg	kg	kg	kg	kg	kg	kg	kg	kg	mm
7.5m												2876*	2876*	3227
6m					3376*	3376*						2364*	2364*	5719
4.5m					3690*	3690*	3597	2605				2203*	2187	6634
3m			6096*	6096*	4600*	3895	3503	2518				2190*	1907	7125
1.5m			8990*	6500	5208	3614	3374	2398				2290*	1797	7277
0m			6924*	6111	4976	3407	3265	2298				2527*	1817	7113
-1.5m	4617*	4617*	9709	6039	4878	3319	3218	2254				2827	1994	6609
-3m	8303*	8303*	9203*	6414	4910	3347						3533	2477	5674
-4.5m			6488*									5069*	4529	3774

LIFT CAPACITIES - DIPPER LENGTH 2.7M, MONOBOOM, TRACKSHOES, 700MM, NO BUCKET

I45XR LC DOZER MONO

Reach	1.5m		3m		4.5m		6m		7.5m		Capacity at Max. Reach			
Load Point Height	kg	kg	kg	kg	kg	kg	kg	kg	kg	kg	kg	kg	kg	mm
7.5m												2876*	2876*	4096
6m					3376*	3376*						2364*	2364*	5719
4.5m					3690*	3690*	3649*	2668				2203*	2203*	6634
3m			6096*	6096*	4600*	3986	3584	2581				2190*	1958	7125
1.5m			8990*	6660	5329	3705	3455	2461				2290*	1847	7277
0m			6924*	6271	5097	3497	3347	2361				2527*	1869	7113
-1.5m	4617*	4617*	9738*	6200	4999	3409	3299	2317				2898	2050	6609
-3m	8303*	8303*	9203*	6290	5031	3437						3621	2544	5674
-4.5m			6488*	6488*								5069*	4643	3774

LIFT CAPACITIES - DIPPER LENGTH 3.0M, MONOBOOM, TRACKSHOES, 500MM, NO BUCKET

I45XR LC DOZER MONO

Reach	1.5m		3m		4.5m		6m		7.5m		Capacity at Max. Reach			
Load Point Height	kg	kg	kg	kg	kg	kg	kg	kg	kg	kg	kg	kg	kg	mm
7.5m					2622*	2622*						2445*	2445*	4573
6m					3023*	3023*	2265*	2265*				2061*	2061*	6068
4.5m					3364*	3364*	3426*	2620				1932*	1932*	6937
3m			5429*	5429*	4284*	3928	3511	2523				1923*	1782	7407
1.5m			8419*	6594	5231	3630	3370	2392	2261*	1701		2008*	1682	7553
0m			7417*	6107	4969	3396	3248	2279				2205*	1695	7396
-1.5m	4373*	4373*	9359*	5980	4843	3283	3183	2219				2592*	1844	6913
-3m	7508*	7508*	9485*	6040	4849	3289	3219	2252				3202	2241	6026
-4.5m			7232*	6280								4518*	3468	4498














LIFT CAPACITIES - DIPPER LENGTH 3.0M, MONOBOOM, TRACKSHOES, 700MM, NO BUCKET

I45XR LC DOZER MONO

Reach	1.5m		3m		4.5m		6m		7.5m		Capacity at Max. Reach			
Load Point Height	kg	kg	kg	kg	kg	kg	kg	kg	kg	kg	kg	kg	kg	mm
7.5m					2622*	2622*						2445*	2445*	4573
6m					3023*	3023*	2265*	2265*				2061*	2061*	6068
4.5m					3364*	3364*	3426*	2683				1932*	1932*	6937
3m			5429*	5429*	4284*	4019	3592	2586				1923*	1831	7407
1.5m			8419*	6755	5352	3720	3452	2455	2261*	1749		2008*	1729	7553
0m			7417*	6267	5090	3486	3329	2342				2205*	1744	7396
-1.5m	4373*	4373*	9359*	6140	4964	3374	3264	2282				2592*	1897	6913
-3m	7508*	7508*	9485*	6200	4970	3379	3300	2315				3282	2304	6026
-4.5m			7232*	6441								4518*	3558	4498














LIFT CAPACITIES - DIPPER LENGTH 2.5M, MONOBOOM, TRACKSHOES, 500MM, NO BUCKET

I45XR LC T.A.B

Reach	1.5m		3m		4.5m		6m		7.5m		Capacity at Max. Reach			
														mm
Load Point Height	kg	kg	kg	kg	kg	kg	kg	kg	kg	kg	kg	kg	kg	mm
7.5m												2888*	2888*	4494
6m					2881*	2881*	2366*	2366*				2334*	2334*	6009
4.5m					2819*	2819*	2186*	2186*				2129*	1885	6886
3m			4307*	4307*	2721*	2721*	2108*	2108*				2069*	1646	7359
1.5m	4787*	4787*	4148*	4148*	2666*	2666*	2217*	2184	2114*	1556		2110*	1554	7506
0m	3035*	3035*	3497*	3497*	2403*	2403*	2570*	2080				2257*	1576	7347
-1.5m	3676*	3676*	5241*	5241*	3240*	3012	3072*	2043				2566*	1734	6861
-3m	8276*	8276*	8568*	5672	4849	3067						3233*	2146	5966
-4.5m	18268*	18268*										8758*	6400	2961










LIFT CAPACITIES - DIPPER LENGTH 2.5M, MONOBOOM, TRACKSHOES, 700MM, NO BUCKET

I45XR LC T.A.B













Reach	1.5m		3m		4.5m		6m		7.5m		Capacity at Max. Reach			
														mm
Load Point Height	kg	kg	kg	kg	kg	kg	kg	kg	kg	kg	kg	kg	kg	mm
7.5m												2888*	2888*	4494
6m					2881*	2881*	2366*	2366*				2334*	2334*	6009
4.5m					2819*	2819*	2186*	2186*				2129*	1938	6886
3m			4307*	4307*	2721*	2721*	2108*	2108*				2069*	1696	7359
1.5m	4787*	4787*	4148*	4148*	2666*	2666*	2217*	2217*	2114*	1605		2110*	1602	7506
0m	3035*	3035*	3497*	3497*	2403*	2403*	2570*	2143				2257*	1625	7347
-1.5m	3676*	3676*	5241*	5241*	3240*	3102	3072*	2106				2566*	1787	6861
-3m	8276*	8276*	8568*	5832	4991	3157						3233*	2209	5966
-4.5m	18268*	18268*										8758*	6564	2961

LIFT CAPACITIES - DIPPER LENGTH 2.7M, MONOBOOM, TRACKSHOES, 500MM, NO BUCKET













I45XR LC T.A.B

Reach	1.5m		3m		4.5m		6m		7.5m		Capacity at Max. Reach			
														mm
Load Point Height	kg	kg	kg	kg	kg	kg	kg	kg	kg	kg	kg	kg	kg	mm
7.5m					3010*	3010*						2944*		4803
6m					2904*	2904*	2431*	2431*				2435*	2275	6242
4.5m					2834*	2834*	2299*	2299*				2241*	1806	7090
3m			4331*	4331*	2726*	2726*	2271*	2271*	2217*	1607		2187*	1585	7550
1.5m			4144*	4144*	2658*	2658*	2296*	2195	2297*	1563		2233*	1498	7694
0m	3401*	3401*	3327*	3327*	2315*	2315*	2697*	2081	2337	1526		2320	1515	7539
-1.5m	3261*	3261*	4924*	4924*	3050*	3000	3149	2033				2538	1657	7066
-3m	7436*	7436*	8174*	5619	4820	3040	3209	2088				3088	2020	6201
-4.5m	18011*	18011*	8458*	6038								6640*	4273	3799













LIFT CAPACITIES - DIPPER LENGTH 2.7M, MONOBOOM, TRACKSHOES, 700MM, NO BUCKET I45XR LC T.A.B

Reach	1.5m		3m		4.5m		6m		7.5m		Capacity at Max. Reach			
														
Load Point Height	kg	kg	kg	kg	kg	kg	kg	kg	kg	kg	kg	kg	mm	
7.5m					3010*	3010*						2944*	2944*	4803
6m					2904*	2904*	2431*	2431*				2435*	2335	6242
4.5m					2834*	2834*	2299*	2299*				2241*	1857	7090
3m			4331*	4331*	2726*	2726*	2271*	2271*	2217*	1655		2187*	1633	7550
1.5m			4144*	4144*	2658*	2658*	2296*	2258	2297*	1611		2233*	1545	7694
0m	3401*	3401*	3327*	3327*	2315*	2315*	2697*	2144	2405*	1574		2385*	1563	7539
-1.5m	3261*	3261*	4924*	4924*	3050*	3050*	3245	2096				2616	1708	7066
-3m	7436*	7436*	8174*	5779	4962	3130	3305	2151				3180	2080	6201
-4.5m	18011*	18011*	8458*	6199								6640*	4386	3799

LIFT CAPACITIES - DIPPER LENGTH 3.0M, MONOBOOM, TRACKSHOES, 500MM, NO BUCKET I45XR LC T.A.B













Reach	1.5m		3m		4.5m		6m		7.5m		Capacity at Max. Reach			
														
Load Point Height	kg	kg	kg	kg	kg	kg	kg	kg	kg	kg	kg	kg	mm	
7.5m					2869*	2869*						2508*	2508*	5253
6m					2916*	2916*	2096*	2096*				2119*	2076	6593
4.5m					2834*	2834*	1925*	1925*				1963*	1673	7400
3m			4348*	4348*	2712*	2712*	1904*	1904*	1929*	1611		1920*	1476	7842
1.5m			4117*	4117*	2623*	2623*	1617*	1617*	2015*	1550		1960*	1396	7981
0m	3155*	3155*	3489*	3489*	2156*	2156*	2289*	2062	2167*	1497		2089*	1408	7831
-1.5m	2964*	2964*	4458*	4458*	2800*	2800*	2897*	1997				2350*	1528	7377
-3m	6344*	6344*	7216*	5517	4755	2978	3141					2815	1830	6554
-4.5m	13856*	13856*	8289*	5839	5008	3204						4848	3124	4627

LIFT CAPACITIES - DIPPER LENGTH 3.0M, MONOBOOM, TRACKSHOES, 700MM, NO BUCKET I45XR LC T.A.B

Reach	1.5m		3m		4.5m		6m		7.5m		Capacity at Max. Reach			
														
Load Point Height	kg	kg	kg	kg	kg	kg	kg	kg	kg	kg	kg	kg	mm	
7.5m					2869*	2869*						2508*	5253	
6m					2916*	2916*	2096*	2096*				2119*	6593	
4.5m					2834*	2834*	1925*	1925*				1963*	1722	7400
3m			4348*	4348*	2712*	2712*	1904*	1904*	1929*	1659		1920*	1522	7842
1.5m			4117*	4117*	2623*	2623*	1617*	1617*	2015*	1599		1960*	1440	7981
0m	3155*	3155*	3489*	3489*	2156*	2156*	2289*	2125	2167*	1546		2089*	1454	7831
-1.5m	2964*	2964*	4458*	4458*	2800*	2800*	2897*	2060				2350*	1577	7377
-3m	6344*	6344*	7216*	5677	4898	3068	3237	2085				2874*	1887	6554
-4.5m	13856*	13856*	8289*	6000	5151	3295						4985	3211	4627













LIFT CAPACITIES - DIPPER LENGTH 2.5M, MONOBOOM, TRACKSHOES, 700MM, NO BUCKET

I45XR HD T.A.B

Reach	1.5m		3m		4.5m		6m		7.5m		Capacity at Max. Reach			
														
Load Point Height	kg	kg	kg	kg	kg	kg	kg	kg	kg	kg	kg	kg	mm	
7.5m					2912*	2912*						2842*	2842*	4594
6m					2880*	2880*	2321*	2321*				2318*	2318*	6065
4.5m			3955*	3955*	2814*	2814*	2098*	2098*				2123*	2123*	6918
3m			4295*	4295*	2717*	2717*	2083*	2083*				2069*	2069*	7374
1.5m			4145*	4145*	2666*	2666*	2242*	2242*	2156*	2083		2114*	2080	7506
0m			3567*	3567*	2431*	2431*	2605*	2605*				2267*	2123	7331
-1.5m	3860*	3860*	5352*	5352*	3300*	3300*	3062*	2747				2588*	2341	6827
-3m	8593*	8593*	8478*	7745	5411*	4125						3286*	2899	5907
-4.5m												11598*	11598*	2288













LIFT CAPACITIES - DIPPER LENGTH 2.5M, MONOBOOM, TRACKSHOES, 900MM, NO BUCKET

I45XR HD T.A.B

Reach	1.5m		3m		4.5m		6m		7.5m		Capacity at Max. Reach			
														
Load Point Height	kg	kg	kg	kg	kg	kg	kg	kg	kg	kg	kg	kg	mm	
7.5m					2912*	2912*						2842*	2842*	4594
6m					2880*	2880*	2321*	2321*				2318*	2318*	6065
4.5m			3955*	3955*	2814*	2814*	2098*	2098*				2123*	2123*	6918
3m			4295*	4295*	2717*	2717*	2083*	2083*				2069*	2069*	7374
1.5m			4145*	4145*	2666*	2666*	2242*	2242*	2156*	2138		2114*	2114*	7506
0m			3567*	3567*	2431*	2431*	2605*	2605*				2267*	2180	7331
-1.5m	3860*	3860*	5352*	5352*	3300*	3300*	3062*	2819				2588*	2403	6827
-3m	8593*	8593*	8478*	7937	5411*	4230						3286*	2973	5907
-4.5m												11598*	11598*	2288













LIFT CAPACITIES - DIPPER LENGTH 2.7M, MONOBOOM, TRACKSHOES, 700MM, NO BUCKET

I45XR HD T.A.B

Reach	1.5m		3m		4.5m		6m		7.5m		Capacity at Max. Reach			
														
Load Point Height	kg	kg	kg	kg	kg	kg	kg	kg	kg	kg	kg	kg	mm	
7.5m					2931*	2931*						2903*	2903*	4897
6m					2903*	2903*	2402*	2402*				2420*	2420*	6296
4.5m					2828*	2828*	2240*	2240*				2236*	2236*	7121
3m			4318*	4318*	2721*	2721*	2288*	2288*	2209*	2135		2187*	2102	7565
1.5m			4140*	4140*	2657*	2657*	2282*	2282*	2261*	2089		2238*	2008	7693
0m			3378*	3378*	2331*	2331*	2757*	2757*	2418*	2054		2397*	2045	7523
-1.5m	3383*	3383*	5025*	5025*	3104*	3104*	3291*	2735				2722*	2241	7033
-3m	7720*	7720*	8448*	7690	5676*	4097	3564*	2802				3408*	2731	6144
-4.5m	18080*	18080*	8500*	8180								7181*	6327	3540












LIFT CAPACITIES - DIPPER LENGTH 2.7M, MONOBOOM, TRACKSHOES, 900MM, NO BUCKET

I45XR HD T.A.B

Reach	1.5m		3m		4.5m		6m		7.5m		Capacity at Max. Reach			
														
Load Point Height	kg	kg	kg	kg	kg	kg	kg	kg	kg	kg	kg	kg	mm	
7.5m					2931*	2931*						2903*	2903*	4897
6m					2903*	2903*	2402*	2402*				2420*	2420*	6296
4.5m					2828*	2828*	2240*	2240*				2236*	2236*	7121
3m			4318*	4318*	2721*	2721*	2288*	2288*	2209*	2190		2187*	2157	7565
1.5m			4140*	4140*	2657*	2657*	2282*	2282*	2261*	2144		2238*	2062	7693
0m			3378*	3378*	2331*	2331*	2757*	2757*	2418*	2109		2397*	2100	7523
-1.5m	3383*	3383*	5025*	5025*	3104*	3104*	3291*	2808				2722*	2300	7033
-3m	7720*	7720*	8448*	7881	5676*	4202	3564*	2874				3408*	2802	6144
-4.5m	18080*	18080*	8500*	8371								7181*	6474	3540













LIFT CAPACITIES - DIPPER LENGTH 3.0M, MONOBOOM, TRACKSHOES, 700MM, NO BUCKET

I45XR HD T.A.B

Reach	1.5m		3m		4.5m		6m		7.5m		Capacity at Max. Reach			
														
Load Point Height	kg	kg	kg	kg	kg	kg	kg	kg	kg	kg	kg	kg	mm	
7.5m					2880*	2880*						2478*	2478*	5338
6m					2914*	2914*	2099*	2099*				2107*	2107*	6644
4.5m					2828*	2828*	1924*	1924*				1959*	1959*	7431
3m			4332*	4332*	2706*	2706*	1903*	1903*	1960*	1960*		1920*	1920*	7856
1.5m			4110*	4110*	2621*	2621*	1626*	1626*	2019*	2019*		1964*	1884	7980
0m			3332*	3332*	2178*	2178*	2333*	2333*	2183*	2024		2098*	1913	7816
-1.5m	3098*	3098*	4552*	4552*	2842*	2842*	2897*	2699				2368*	2079	7346
-3m	6576*	6576*	7411*	7411*	4979*	4033	3400*	2731				2914*	2489	6501
-4.5m	14623*	14623*	8314*	7948								5508*	4383	4455














LIFT CAPACITIES - DIPPER LENGTH 3.0M, MONOBOOM, TRACKSHOES, 900MM, NO BUCKET

I45XR HD T.A.B

Reach	1.5m		3m		4.5m		6m		7.5m		Capacity at Max. Reach			
														
Load Point Height	kg	kg	kg	kg	kg	kg	kg	kg	kg	kg	kg	kg	mm	
7.5m					2880*	2880*						2478*	2478*	5338
6m					2914*	2914*	2099*	2099*				2107*	2107*	6644
4.5m					2828*	2828*	1924*	1924*				1959*	1959*	7431
3m			4332*	4332*	2706*	2706*	1903*	1903*	1960*	1960*		1920*	1920*	7856
1.5m			4110*	4110*	2621*	2621*	1626*	1626*	2019*	2019*		1964*	1935	7980
0m			3332*	3332*	2178*	2178*	2333*	2333*	2183*	2079		2098*	1966	7816
-1.5m	3098*	3098*	4552*	4552*	2842*	2842*	2897*	2771				2368*	2136	7346
-3m	6576*	6576*	7411*	7411*	4979*	4138	3400*	2803				2914*	2555	6501
-4.5m	14623*	14623*	8314*	8139								5508*	4490	4455














LIFT CAPACITIES - DIPPER LENGTH 2.5M, MONOBOOM, TRACKSHOES, 500MM, NO BUCKET

I45XR LC DOZER T.A.B

Reach	1.5m		3m		4.5m		6m		7.5m		Capacity at Max. Reach			
														mm
Load Point Height	kg	kg	kg	kg	kg	kg	kg	kg	kg	kg	kg	kg	kg	mm
7.5m												2888*	2888*	4494
6m					2881*	2881*	2366*	2366*				2334*	2334*	6009
4.5m					2819*	2819*	2186*	2186*				2129*	1996	6886
3m			4307*	4307*	2721*	2721*	2108*	2108*				2069*	1749	7359
1.5m	4787*	4787*	4148*	4148*	2666*	2666*	2217*	2217*	2114*	1657		2110*	1655	7506
0m	3035*	3035*	3497*	3497*	2403*	2403*	2570*	2211				2257*	1679	7347
-1.5m	3676*	3676*	5241*	5241*	3240*	3200	3072*	2174				2566*	1845	6861
-3m	8276*	8276*	8568*	6006	4849	3255						3233*	2278	5966
-4.5m	18268*	18268*										8758*	6741	2961














LIFT CAPACITIES - DIPPER LENGTH 2.5M, MONOBOOM, TRACKSHOES, 700MM, NO BUCKET

I45XR LC DOZER T.A.B

Reach	1.5m		3m		4.5m		6m		7.5m		Capacity at Max. Reach			
														mm
Load Point Height	kg	kg	kg	kg	kg	kg	kg	kg	kg	kg	kg	kg	kg	mm
7.5m												2888*	2888*	4494
6m					2881*	2881*	2366*	2366*				2334*	2334*	6009
4.5m					2819*	2819*	2186*	2186*				2129*	2049	6886
3m			4307*	4307*	2721*	2721*	2108*	2108*				2069*	1798	7359
1.5m	4787*	4787*	4148*	4148*	2666*	2666*	2217*	2217*	2114*	1705		2110*	1703	7506
0m	3035*	3035*	3497*	3497*	2403*	2403*	2570*	2274				2257*	1728	7347
-1.5m	3676*	3676*	5241*	5241*	3240*	3240*	3072*	2237				2566*	1899	6861
-3m	8276*	8276*	8568*	6166	4970	3346						3233*	2341	5966
-4.5m	18268*	18268*										8758*	6904	2961














LIFT CAPACITIES - DIPPER LENGTH 2.7M, MONOBOOM, TRACKSHOES, 500MM, NO BUCKET

I45XR LC DOZER T.A.B

Reach	1.5m		3m		4.5m		6m		7.5m		Capacity at Max. Reach			
														mm
Load Point Height	kg	kg	kg	kg	kg	kg	kg	kg	kg	kg	kg	kg	kg	mm
7.5m					3010*	3010*						2944*	2944*	4803
6m					2904*	2904*	2431*	2431*				2435*	2400	6242
4.5m					2834*	2834*	2299*	2299*				2241*	1913	7090
3m			4331*	4331*	2726*	2726*	2271*	2271*	2217*	1708		2187*	1685	7550
1.5m			4144*	4144*	2658*	2658*	2296*	2296*	2297*	1663		2233*	1596	7694
0m	3401*	3401*	3327*	3327*	2315*	2315*	2697*	2212	2337	1626		2320	1615	7539
-1.5m	3261*	3261*	4924*	4924*	3050*	3050*	3150	2164				2538	1764	7066
-3m	7436*	7436*	8174*	5953	4820	3228	3209	2219				3089	2146	6201
-4.5m	18011*	18011*	8458*	6372								6640*	4509	3799









LIFT CAPACITIES - DIPPER LENGTH 2.7M, MONOBOOM, TRACKSHOES, 700MM, NO BUCKET

I45XR LC DOZER T.A.B

Reach	1.5m		3m		4.5m		6m		7.5m		Capacity at Max. Reach		mm	
														
Load Point Height	kg	kg	kg	kg	kg	kg	kg	kg	kg	kg	kg	kg	kg	
7.5m					3010*	3010*						2944*	2944*	4803
6m					2904*	2904*	2431*	2431*				2435*	2435*	6242
4.5m					2834*	2834*	2299*	2299*				2241*	1965	7090
3m			4331*	4331*	2726*	2726*	2271*	2271*	2217*	1756		2187*	1733	7550
1.5m			4144*	4144*	2658*	2658*	2296*	2296*	2297*	1712		2233*	1642	7694
0m	3401*	3401*	3327*	3327*	2315*	2315*	2697*	2275	2398	1675		2381	1663	7539
-1.5m	3261*	3261*	4924*	4924*	3050*	3050*	3231	2227				2604	1816	7066
-3m	7436*	7436*	8174*	6114	4941	3318	3291	2282				3166	2206	6201
-4.5m	18011*	18011*	8458*	6533								6640*	4623	3799














LIFT CAPACITIES - DIPPER LENGTH 3.0M, MONOBOOM, TRACKSHOES, 500MM, NO BUCKET

I45XR LC DOZER T.A.B

Reach	1.5m		3m		4.5m		6m		7.5m		Capacity at Max. Reach		mm	
														
Load Point Height	kg	kg	kg	kg	kg	kg	kg	kg	kg	kg	kg	kg	kg	
7.5m					2869*	2869*						2508*	2508*	5253
6m					2916*	2916*	2096*	2096*				2119*	2119*	6593
4.5m					2834*	2834*	1925*	1925*				1963*	1775	7400
3m			4348*	4348*	2712*	2712*	1904*	1904*	1929*	1712		1920*	1572	7842
1.5m			4117*	4117*	2623*	2623*	1617*	1617*	2015*	1651		1960*	1489	7981
0m	3155*	3155*	3489*	3489*	2156*	2156*	2289*	2193	2167*	1598		2089*	1503	7831
-1.5m	2964*	2964*	4458*	4458*	2800*	2800*	2897*	2128				2350*	1630	7377
-3m	6344*	6344*	7216*	5851	4756	3166	3142	2154				2815	1948	6554
-4.5m	13856*	13856*	8289*	6174	5009	3393						4848	3306	4627

LIFT CAPACITIES - DIPPER LENGTH 3.0M, MONOBOOM, TRACKSHOES, 700MM, NO BUCKET

I45XR LC DOZER T.A.B

Reach	1.5m		3m		4.5m		6m		7.5m		Capacity at Max. Reach		mm	
														
Load Point Height	kg	kg	kg	kg	kg	kg	kg	kg	kg	kg	kg	kg	kg	
7.5m					2869*	2869*						2508*	2508*	5253
6m					2916*	2916*	2096*	2096*				2119*	2119*	6593
4.5m					2834*	2834*	1925*	1925*				1963*	1824	7400
3m			4348*	4348*	2712*	2712*	1904*	1904*	1929*	1760		1920*	1617	7842
1.5m			4117*	4117*	2623*	2623*	1617*	1617*	2015*	1699		1960*	1534	7981
0m	3155*	3155*	3489*	3489*	2156*	2156*	2289*	2256	2167*	1646		2089*	1549	7831
-1.5m	2964*	2964*	4458*	4458*	2800*	2800*	2897*	2191				2350*	1679	7377
-3m	6344*	6344*	7216*	6011	4876	3238	3223	2216				2874*	2005	6554
-4.5m	13856*	13856*	8289*	6334	5130	3483						4965	3393	4627







ONE COMPANY, OVER 300 MACHINES.

Your nearest JCB dealer

TRACKED EXCAVATOR I45XR
 Max. operating weight: 14,750 - 18,871kg Max. engine power: 81kW (108hp) Max. bucket capacity: 0.21 - 0.89m³

JCB Sales Limited, Rokester, Staffordshire, United Kingdom ST14 5JP.
 Tel: +44 (0)1889 590312 Email: salesinfo@jcb.com
 Download the very latest information on this product range at: www.jcb.com

©2024 JCB Sales. All rights reserved. No part of this publication may be reproduced, stored in a retrieval system, or transmitted in any form or by any other means, electronic, mechanical, photocopying or otherwise, without prior permission from JCB Sales. All references in this publication to operating weights, sizes, capacities and other performance measurements are provided for guidance only and may vary dependant upon the exact specification of machine. They should not therefore be relied upon in relation to suitability for a particular application. Guidance and advice should always be sought from your JCB Dealer. JCB reserves the right to change specifications without notice. Illustrations and specifications shown may include optional equipment and accessories. The JCB logo is a registered trademark of J C Bamford Excavators Ltd.

