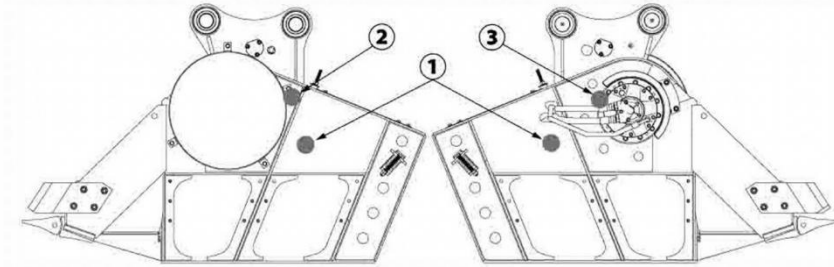

Precautions for Use and Maintenance-Crusher Bucket

The butter needs to be added before use every day for the first week of first use, and every 30 hours after one week.



Check before work

1. Hydraulic excavators equipped with hydraulic breakers have harsh operating conditions, and the hydraulic oil is polluted and deteriorated rapidly. Be sure to check it every day.
2. Check whether the shut-off valve on the hydraulic line of the hydraulic shatter is fully opened. If it is only half-open, please fully open it.
3. Check whether there is loose oil in the joints of each hydraulic pipeline. If there is stagnant oil, tighten it first. If there is still oil. After removing it, check whether the inner seal is aged or damaged. If so, please replace it and then install it and tighten it.
4. Always check whether the fixing screws of the fixed plate and the moving plate are loose or slippery, and replace and tighten them in time if they are clear.

Check after work use

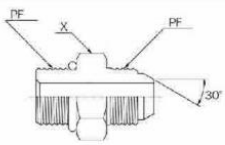
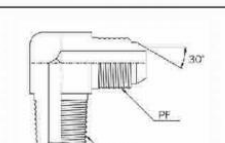
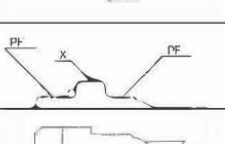
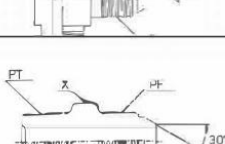
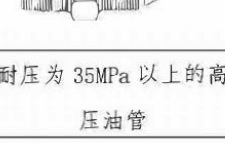



1. To inject butter into the machine, check the butter injection frequently.
2. Check whether the hydraulic pipe joints are loose and drain oil. If there is oil drain, you can tighten it first. If there is oil gushing, please remove it and observe whether the internal seals are aging and damaged. If there is, please replace it. Install and tighten.
3. After working, please check whether the fixing screws of the fixed plate and the moving plate are loose or slippery. If so, please replace and tighten them in time.
4. Check whether there are scratches or impact marks on the body, especially the hydraulic motor cover, flywheel cover and front fender. If there are any scars, please contact us as soon as possible if you cannot judge whether it will affect the machine.

Precautions for Use and Maintenance

BONOVO

Schematic diagram of hydraulic joint and hydraulic oil circuit

第八章 液压接头以及液压油路示意图

编号	零件名称	数量	详细
301	1 英寸 液压接头 Male Connector	2	
302	1 英寸 液压接头 Male Connector	2	
303	1 英寸 液压接头 Male 90° elbow 1"	2	
304	1/2 英寸 液压接头 Male 90° elbow 1"	1	
305	1 英寸 液压接头 Male Connector	2	
306	1/2 英寸 液压接头 Male 90° O-Ring boss (adj)	1	
307	1 英寸 液压接头 Male Connector	1	
308	1/2 英寸 液压接头 Male Connector	1	
309	液压油管	4	耐压为 35MPa 以上的高压油管
310	液压油管	1	耐压为 7MPa 的低压油管

