

Hydraulic Breaker



FRD FURUKAWA ROCK DRILL CO.,LTD.

5-3, 1-chome, Nihonbashi, Chuo-ku, Tokyo 103-0027, Japan
Phone +81-3-3231-6982 Fax +81-3-3231-6994
URL: www.furukawarockdrill.co.jp/en/



Yoshii works and Takasaki works have
been ISO9001, ISO14001 certified.

Hydraulic Breaker-series-E1508-F5
Printed in Japan

FRD
FURUKAWA

Hydraulic Breaker

HYDRAULIC BREAKERS



Fx - SERIES
F6, F9 - SERIES
Fxj - SERIES

FRD FURUKAWA ROCK DRILL

Furukawa built breakers develop remarkable power, designed for world advanced hydraulic excavators.

- 1. Increased reliability and durability !**
- 2. Higher blow-breaking power !**
- 3. Reduced maintenance cost !**
- 4. Expanded multifunctional capabilities !**
- 5. Innovative design !**

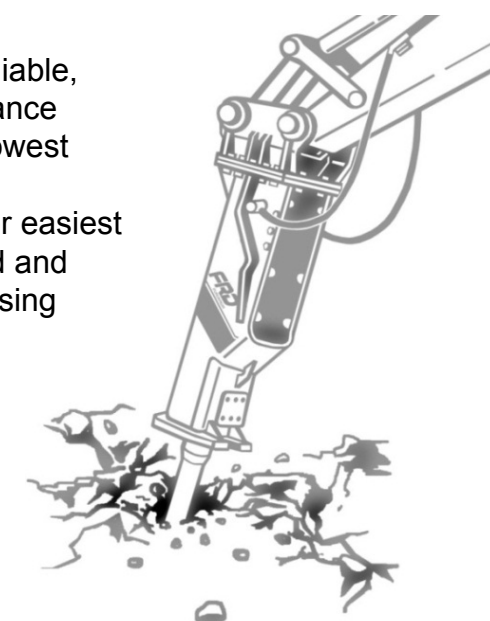
WHY FRD HYDRAULIC BREAKERS?

Today Furukawa Rock Drill is a worldwide specialist in demolition and rock excavation with a wide range of carefully designed and robust breakers, attachments and crawler drills. Since its founding in 1875 Furukawa Rock Drill has specialized in the demolition and rock excavation. Their over hundred forty years experience has assured the company of an excellent reputation. All products are manufactured in the company's own plants using only the best materials under the highest quality control.

LOWEST LIFETIME COST

FRD breakers have been designed to be durable, reliable, simple, and low maintenance: with superior performance adapted to conditions; easy, reliable operation and lowest lifetime cost.

The result of decades of dedication. And synonym for easiest on-site operations, maximum operator peace of mind and optimal contributor to shareholder value. The purchasing department will appreciate the message.





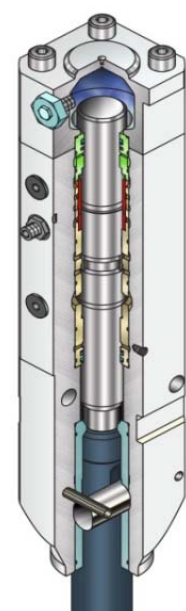
SMALL HYDRAULIC BREAKERS

Hydraulic + gas operating system

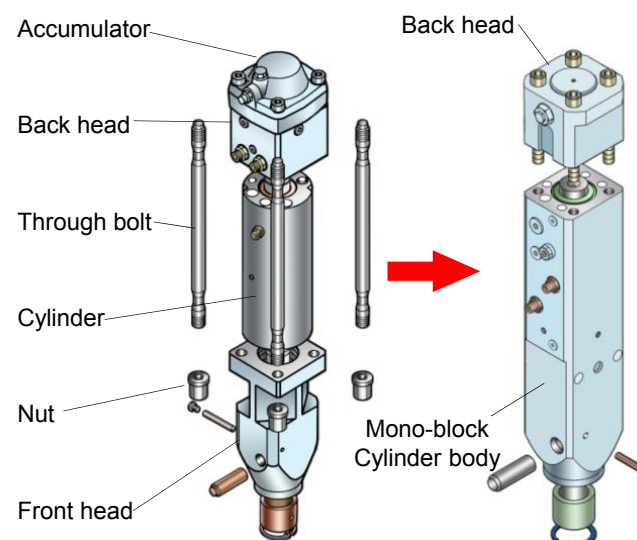
Fx Series model could tremendously reduce the new breakers noise levels.

1. Mono-block cylinder
2. Without through bolt

3. Cylinder liner
4. Easy replaceable wear parts



- ▶ Square body design for superior strength.
- ▶ Easy access gas charged back head.
- ▶ Mono-block design eliminates a separate cylinder, front head & through-bolts.
- ▶ Replaceable cylinder liner.
- ▶ Large diameter piston.
- ▶ Field replaceable front bushing.



Conventional model

Back head, Cylinder and Front head are chained by through bolt.

Fx Series

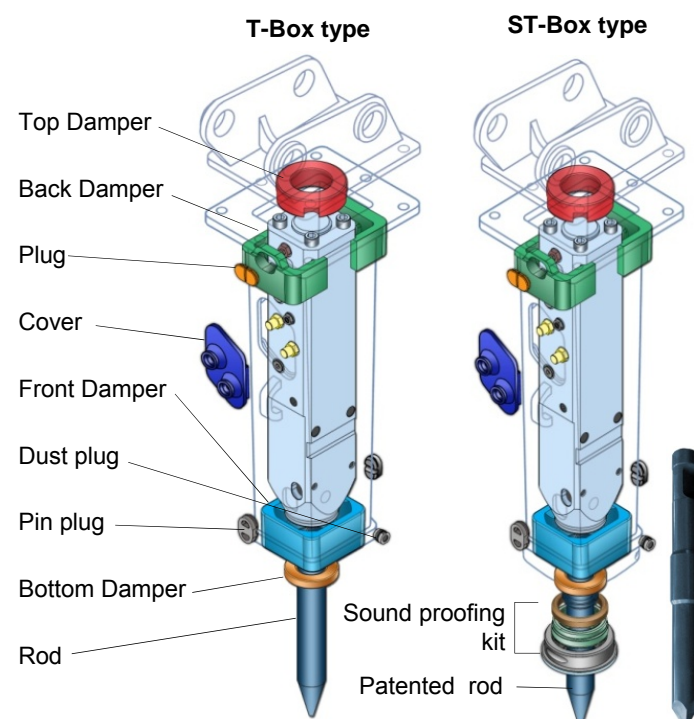
Combined cylinder body by adoption of cylinder liner, and through bolt less body reduce maintenance cost.

ST-Box housing is the extreme silent frame. In relation with new developed breaker body, the fully closed frame with sound proofing kit gives a considerable reduction in sound levels and vibration.

In cooperation with the Technical University of Tokyo, FRD could tremendously reduce the new breakers noise levels.

A complete new development of impact mechanism minimizes the discharge of vibration to the excavator, as well reduces the operators vibration stress drastically.

Because of FRD optimized the applied materials with a new hardness process, a higher efficiency at same operation weight is guaranteed.



Specifications

Model		Fx15	Fx25	Fx35	Fx45	Fx55
Body weight (incl. Rod)	kg	36	56	80	110	150
Operating weight						
Side plate	kg	60	83	129	165	220
T-Box incl. Top bracket	kg	-	112	157	208	280
ST-Box incl. Top bracket	kg	-	118	167	220	292
Height						
Side plate	mm	924	1,030	1,172	1,285	1,388
T-Box incl. Top bracket	mm	-	1,097	1,209	1,342	1,440
Width						
Side plate	mm	180	180	214	214	235
T-Box incl. Top bracket	mm	-	180	214	235	235
Impact rate	min ⁻¹	600 - 1,500	600 - 1,500	600 - 1,300	600 - 1,100	500 - 1,100
Oil flow rate	l/min	10 - 22	18 - 32	24 - 42	30 - 56	40 - 72
Operating oil pressure	MPa	10 - 14	10 - 14	12 - 16	12 - 16	12 - 16
Rod diameter	mm	36	45	52	60	68
Hose diameter	mm	9	12	12	12	12
Weight of base machine	ton	0.85 - 1.5	1.35 - 2.5	1.9 - 3.5	3.0 - 4.5	4.0 - 5.5



SIDE PLATE : The easiest way to fix a hydraulic breaker on an excavator. Order the appropriate pin & bushing set and you can fix your hydraulic on an excavator arm.






MEDIUM HYDRAULIC BREAKERS

Hydraulic + gas operating system

F Series models responding to next generation needs by offering new functions and greater versatility.



- Large diameter through bolts with "CD" threads.
- Nitrogen charged back head.
- Side mount nitrogen charged accumulator.
- Shuttle valve.
- Large diameter piston.
- Replaceable thrust bushing.
- Two retaining pins for greater alignment with rod.
- Replaceable front head bushing.

- Increase in back head pressure and large piston diameter results in 25% greater impact energy.
- Longer thrust bushing improves piston alignment during impact and incorporates grease holes to evenly distribute grease in the front head.
- Large diameter piston for increase in impact energy.
- Increased front head wall thickness for added service life.



F6 T-Box



F9 T-Box



F9 Side Plate

Specifications

Model		F6	F9
Body weight (incl. Rod)	kg	195	300
Operating weight			
Side plate	kg	320	480
T-Box incl. Top bracket	kg	350	535
Height			
Side plate	mm	1,630	1,855
T-Box incl. Top bracket	mm	1,617	1,835
Width			
Side plate	mm	260	321
T-Box excl. Top bracket	mm	260	321
Impact rate	min ⁻¹	650 - 1,050	550 - 900
Oil flow rate	l/min	50 - 90	65 - 115
Operating oil pressure	MPa	10 - 14	12 - 15
Rod diameter	mm	75	90
Hose diameter	mm	19 / 19	19 / 19
Weight of base machine	ton	5.5 - 6.5	6.5 - 9.0

F6 Back Hoe Loader Version

F6 "BHL Version" features custom build side plates that are provided with different pin locations by manufacturer. Backhoe, arm and breaker can be folded up within the machine width for on road travel. Custom designed offset hinge pivot pin position increases work distance and elevated support pin of bucket cylinder position ensures strong hold down of the breaker.



LARGE HYDRAULIC BREAKERS

Hydraulic + gas operating system

The introduction of the newly designed FRD hydraulic breaker is a world premiere. The FXJ is one of a kind in the market, thanks to the new mono-block design. With this new design there are no through bolts needed and it ensures more power and resistance.



Fxj125 V-Box



Fxj175 V-Box



Fxj275 V-Box



Fxj375 V-Box



Fxj475 V-Box

Specifications

Model		Fxj125	Fxj175	Fxj275	Fxj375	Fxj475
Body weight (incl. Rod)	kg	395	560	940	1,295	1,630
Operating weight V-Box type	kg	819	960	1,705	2,445	3,100
Height (V-Box)	mm	2,218	2,288	2,796	3,155	3,372
Impact rate	min ⁻¹	400 - 650	450 - 600	350 - 550	300 - 450	250 - 350
Oil flow rate	l/min	70 - 120	100 - 160	145 - 220	170 - 260	200 - 300
Operating oil pressure	MPa	16 - 18	16 - 18	16 - 18	16 - 18	16 - 18
Hose diameter (IN/OUT)	mm	19 / 19	19 / 19	25 / 25	25 / 25	32 / 32
Rod diameter	mm	φ 110	φ 120	φ 140	φ 155	φ 170
Weight of base machine	ton	9 - 14	12 - 20	19 - 30	25 - 40	35 - 55

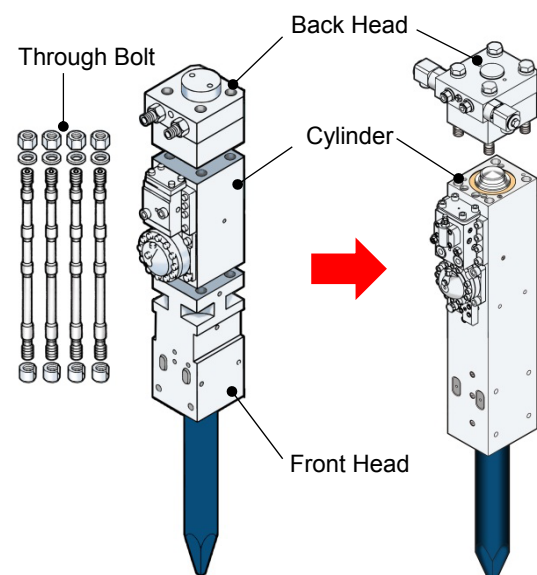
The back head gas pressure varies depending on the external air temperature and breaker body temperature. Refer to the operation manual for details. FRD Furukawa reserves right to change specifications without prior notice.



LARGE HYDRAULIC BREAKERS

Hydraulic + gas operating system

Simple Main Body Construction Free of Through Bolts Packed with Several New Technologies



The conventional hydraulic breaker body was constructed of a back head, cylinder, and front head attached by 4 through bolts, and required the 3 different parts to be screwed together with large torque.

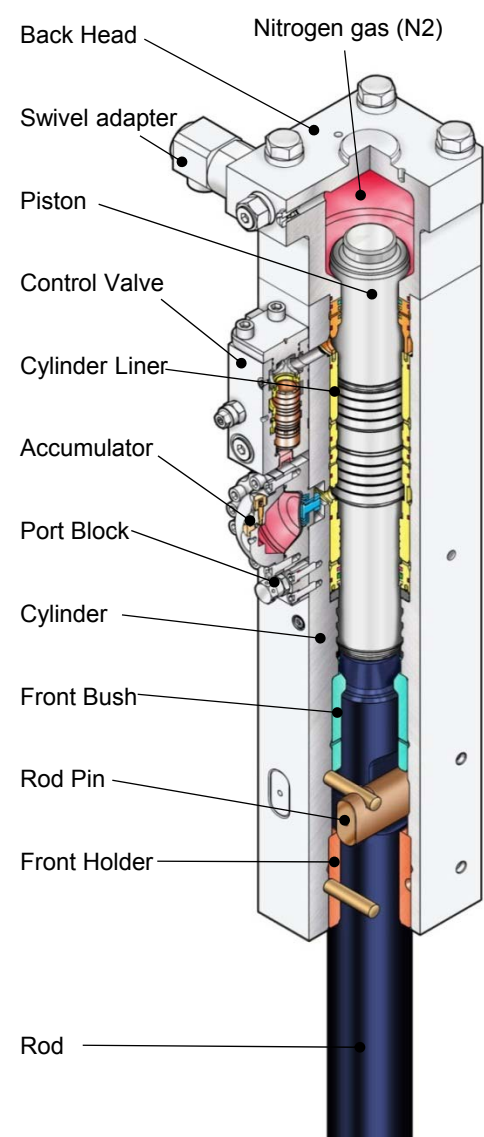
Elimination of the through bolts has been achieved using a single cylinder construction with a cylinder liner. This contributes to a reduction in maintenance costs by reducing the number of parts and simplifying torque management. Furthermore, the stiffness of the cylinder has been increased by increasing the cross-sectional area in the sections that formerly housed the through bolts, delivering increased reliability.

How the Hydraulic Breaker Body is Retained

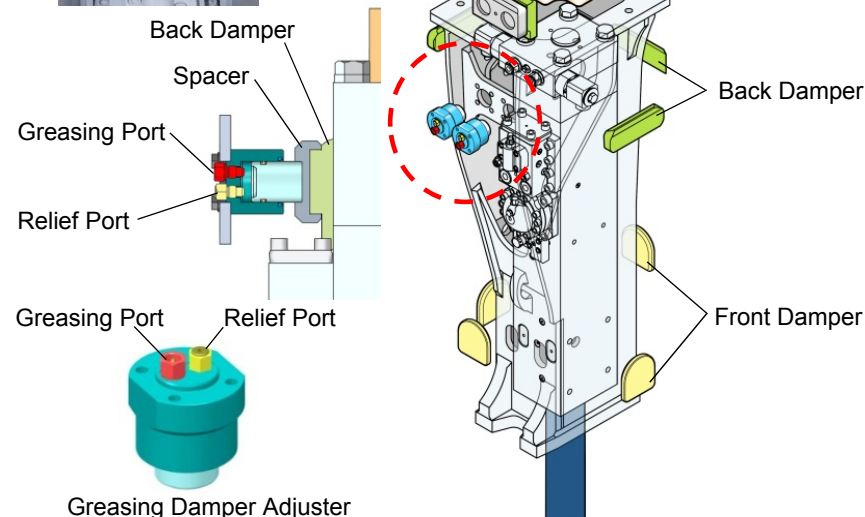
The FXJ Series employs a uniform bracket configuration with a low noise, high stiffness damper type box frame which gives consideration to the noise environment.

The hydraulic damper body is securely retained using a configuration that employs 2 greasing (hydraulic) damper adjusters with up/down motion using a top damper and left/right/front/back motion using a back damper.

The back head unit can be securely held against the bracket simply by greasing it up, which prevents any gaps from occurring from the bracket. Furthermore, noise is reduced through the combination with a front damper, making it possible to stably maintain the anti-vibration and anti-noise properties. This reduces rattling of the hydraulic breaker body and contributes to increased damper life.



Greasing Damper Adjuster

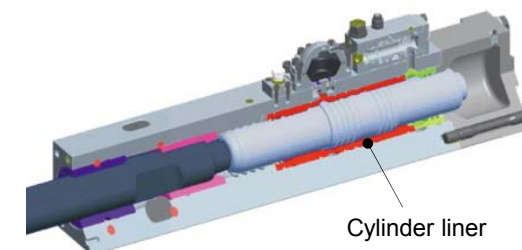


Main Features of the Next Generation Hydraulic Breaker

Employs a cylinder liner

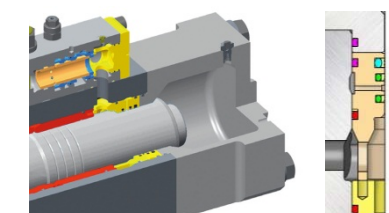
The cylinder liner prevents galling of the cylinder and improves reliability by increasing piston centering through the cushion effect of unique D-rings developed by Furukawa and oil pathways which come from 6 directions.

Furthermore, a distance washer which offers maintainability and dust resistance has been added with the aim of reducing costs during maintenance.



Employs new seal system

The seal wear resistance, thermal resistance, and sealing capabilities of the piston seal system have been revised in order to increase durability and life and give even higher reliability. Furthermore, in order to increase the breaking capabilities, a new gas seal system is employed that offers increased durability and reliability.



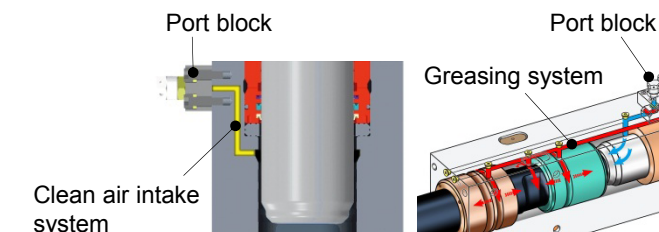
Optimized piston impact surface

Reliability has been improved by revising the shape of the piston and rod impact surface in order to enlarge and improve the shape of the impact contact area, and by changing the materials and heat treatment (increased hardness).



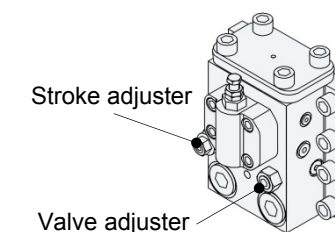
Port block fitted as standard

A function to prevent the ingress of dust through the internal air intake passage with air check valve, and internal greasing passage that supply the optimal amount of grease to the rod sliding path are fitted.



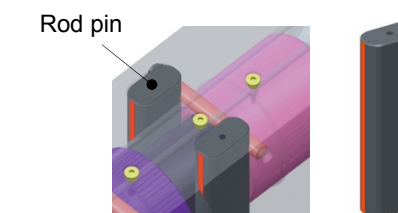
Stroke adjuster and valve adjuster fitted as standard

A stroke adjuster for arbitrarily adjusting the impact rate and which includes a blank blow prevention function and a valve adjuster for adjusting the amount of oil in the breaker are fitted as standard.



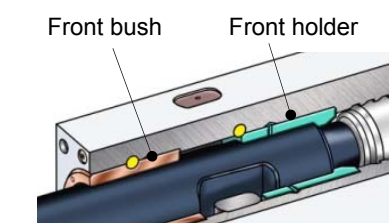
Employs a longer & wider rod pin

A longer & wider rod pin has been employed that increases the area of the rod pin subject to pressure, with durability improved by the increased diameter.



Increased rod support length

Wear has been reduced by both increasing the rod support length of the front bush and front holder and making a grease chamber finish on inner surfaces.





F70 HYDRAULIC BREAKER

T-Box Type



One of the largest of the F-Series, the F70 is truly designed for use on excavators in the 45-70 ton class. Our patented dust intake prevention system keeps the internal parts of the breaker clean for improved service life. A unique greasing system lubricates both the front head and front bushings for improved service life. Considered the “quiet giant”, the F70 one-piece enclosure reduces noise levels making the breaker a perfect choice for use in noise sensitive environments.



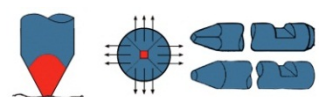

Model		F70
Operating weight	kg	4,310
Height	mm	3,810
Width	mm	760
Impact rate	min ⁻¹	250 - 500
Oil flow rate	ℓ/min	250 - 340
Operating oil pressure	MPa	16 - 18
Rod diameter	mm	180
Hose diameter	mm	32
Weight of base machine	ton	44 - 70

Types of rods

Selecting an appropriate rod is required according to the nature of work and the characteristics of the object to break.

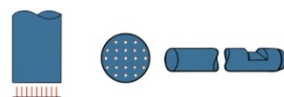
Use : FURUKAWA Genuine ROD

Moil point



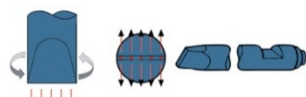
Multipurpose applications, including breaking of extra hard rock, hard rock, hard stone, and reinforced concrete, as well as excavation of bedrock.

Flat rod



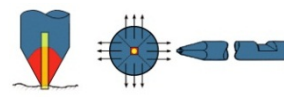
Secondary breaking in quarries, boulder breaking, concrete breaking, and slab breaking.

Wedge point



Concrete breaking, excavation of bedrock, operations on the face of slope, excavation of ditches, etc.

Ball point rod



Breaking metal ores, as well as quartzite and other highly abrasive objects.

Special application

Tunnel Breaker



The following functions are added to enable the breaker to be more durable even under the harsher operating conditions peculiar to tunneling:

1. The NT-BOX type frame has been designed to especially realize sound suppression and vibration isolation, as well as extended durability.
2. Air compressor piping design prevents water/dust/earth/sand from entering the breaker main unit.
3. Auto grease piping automatically delivers lubrication to the front section, thus helping to further improve durability of the front section.

*Prepare an air compressor.




Underwater Breaker



A simplified, easily maintained (as compared with conventional models) air compressor piping connection port that attaches to the breaker main unit is provided at the upper section of the back head. Also, a check valve (inside the breaker main unit) acts to effectively externally discharge air, thus preventing entrance of water, dust, earth and sand.

*Prepare an air compressor.



Heat-resistant Breaker



Pedestal System

